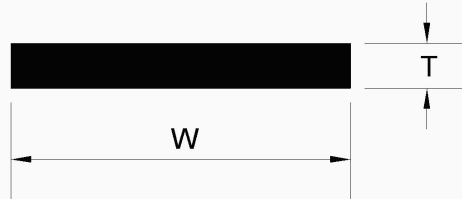


Rectangular Bars

Square Edges



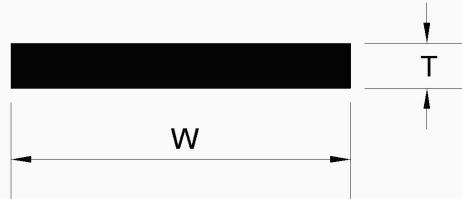
Die Number	Dim. (W)	Dim. (T)	WT. (LBS/FT)	WT. (KGS/MT)	Toronto	Ohio
S-2133	0.437	0.312	0.161	0.240	*	
S-4481	0.500	0.125	0.073	0.109	✓	
S-2979	0.500	0.187	0.110	0.164	✓	✓
S-2134	0.500	0.375	0.221	0.329	✓	
S-6347	0.625	0.125	0.092	0.137	✓	
S-2135	0.625	0.375	0.276	0.411	✓	
S-23105	0.625	0.500	0.369	0.548		✓
S-5567	0.750	0.094	0.084	0.125	✓	
S-4642	0.750	0.125	0.111	0.165	✓	
S-2381	0.750	0.187	0.165	0.246	✓	✓
S-22340	0.750	0.250	0.221	0.329		✓
S-4767	0.750	0.500	0.442	0.659	✓	✓
S-5563	0.875	0.120	0.124	0.184	✓	
S-22060	0.875	0.125	0.129	0.192		✓
S-4525	1.000	0.123	0.145	0.216	✓	
S-2234	1.000	0.125	0.148	0.220	✓	✓
S-4526	1.000	0.185	0.218	0.325	✓	
S-2231	1.000	0.187	0.221	0.329	✓	✓
S-2125	1.000	0.250	0.295	0.439	✓	✓
S-22329	1.000	0.312	0.368	0.548		✓
S-2222	1.000	0.375	0.443	0.659	✓	✓
S-2224	1.000	0.500	0.590	0.878	✓	✓
S-2491	1.000	0.625	0.738	1.098	✓	
S-2444	1.000	0.750	0.885	1.317	✓	✓
S-5598	1.125	0.165	0.218	0.324	✓	
S-12343	1.125	1.000	1.327	1.975		✓
S-12341	1.187	1.063	1.488	2.214		✓
S-4900	1.250	0.123	0.182	0.270	✓	
S-2351	1.250	0.125	0.184	0.274	✓	✓
S-4527	1.250	0.182	0.269	0.400	✓	
S-3513	1.250	0.188	0.277	0.412	✓	
S-22148	1.250	0.200	0.295	0.439		✓
S-2349	1.250	0.250	0.369	0.549	✓	✓

Rectangular Bars Square Edges



Die Number	Dim. (W)	Dim. (T)	WT. (LBS/FT)	WT. (KGS/MT)	Toronto	Ohio
S-4766	1.250	0.375	0.553	0.824	✓	✓
S-2579	1.250	0.500	0.738	1.098	✓	✓
S-2578	1.250	0.750	1.107	1.647	✓	✓
S-12392	1.250	1.000	1.475	2.195	✓	✓
S-2635	1.375	0.220	0.344	0.515	✓	
S-22342	1.375	1.000	1.622	2.414		✓
S-2327	1.437	0.250	0.424	0.631	✓	
S-4674	1.500	0.123	0.218	0.325	✓	
S-2254	1.500	0.125	0.222	0.330	✓	✓
S-4600	1.500	0.185	0.328	0.488	✓	✓
S-2181	1.500	0.187	0.332	0.494	✓	✓
S-2076	1.500	0.250	0.443	0.659	✓	✓
S-2229	1.500	0.375	0.664	0.988	✓	✓
S-2396	1.500	0.500	0.885	1.317	✓	✓
S-4969	1.500	0.750	1.327	1.976	✓	✓
S-4654	1.500	1.000	1.770	2.634	✓	✓
S-4676	1.500	1.250	2.213	3.293	✓	✓
S-20806	1.625	0.250	0.479	0.713	✓	
S-2916	1.750	0.125	0.258	0.384	✓	✓
S-4889	1.750	0.185	0.382	0.569	✓	
S-4801	1.750	0.188	0.388	0.577	✓	
S-2398	1.750	0.250	0.517	0.769	✓	✓
S-9312	1.750	0.438	0.904	1.345	✓	
S-2331	1.750	0.500	1.033	1.537	✓	
S-9964	1.750	0.750	1.548	2.304	✓	✓
S-23324	1.750	1.375	2.835	4.220		✓
S-2233	2.000	0.125	0.295	0.439	✓	✓
S-5269	2.000	0.185	0.437	0.650	✓	
S-2230	2.000	0.187	0.441	0.656	✓	✓
S-2226	2.000	0.250	0.590	0.878	✓	✓
S-2223	2.000	0.375	0.885	1.317	✓	✓
S-2221	2.000	0.500	1.180	1.756	✓	✓
S-2436	2.000	0.750	1.770	2.634	✓	✓

Rectangular Bars Square Edges



Die Number	Dim. (W)	Dim. (T)	WT. (LBS/FT)	WT. (KGS/MT)	Toronto	Ohio
S-7238	2.000	1.000	2.360	3.512	✓	✓
S-12342	2.000	1.125	2.655	3.951		✓
S-22772	2.000	1.250	2.950	4.390	✓	
S-4659	2.000	1.500	3.540	5.268	✓	✓
S-9343	2.130	1.000	2.513	3.740	✓	
S-5215	2.250	0.185	0.491	0.731	✓	
S-4090	2.250	0.188	0.499	0.743	✓	
S-2615	2.250	0.250	0.664	0.988	✓	✓
S-21464	2.250	0.375	0.995	1.481	✓	
S-6573	2.362	0.984	2.742	4.081	✓	
S-5268	2.500	0.185	0.546	0.813	✓	
S-4091	2.500	0.188	0.555	0.826	✓	✓
S-2455	2.500	0.250	0.738	1.098	✓	✓
S-16069	2.500	0.345	1.018	1.514	✓	
S-2325	2.500	0.375	1.107	1.647	✓	✓
S-4651	2.500	0.500	1.475	2.195	✓	✓
S-13590	2.500	0.750	2.212	3.292	✓	*
S-4655	2.500	1.000	2.950	4.390	✓	✓
S-19141	2.500	1.250	3.687	5.487		✓
S-4660	2.500	1.500	4.425	6.585	✓	✓
S-5206	2.750	0.125	0.406	0.604	✓	
S-21463	2.750	0.250	0.811	1.207	✓	
S-2490	2.750	0.375	1.217	1.811	✓	
S-20793	2.750	2.375	7.707	11.469	✓	
S-20794	2.875	2.500	8.481	12.621	✓	
S-2155	2.937	0.081	0.281	0.418	✓	
S-2225	3.000	0.125	0.443	0.659	✓	✓
S-2220	3.000	0.187	0.662	0.985	✓	✓
S-2168	3.000	0.250	0.885	1.317	✓	✓
S-2218	3.000	0.375	1.328	1.976	✓	✓
S-2216	3.000	0.500	1.770	2.634	✓	✓
S-15161	3.000	0.625	2.212	3.292		✓
S-2313	3.000	0.750	2.655	3.951	✓	✓

Rectangular Bars Square Edges



Die Number	Dim. (W)	Dim. (T)	WT. (LBS/FT)	WT. (KGS/MT)	Toronto	Ohio
S-21121	3.000	0.875	3.097	4.609	✓	
S-4656	3.000	1.000	3.540	5.268	✓	✓
S-15281	3.000	1.250	4.425	6.585	✓	✓
S-4769	3.000	1.500	5.310	7.902	✓	✓
S-20398	3.000	1.750	6.195	9.219	✓	
S-7354	3.000	2.000	7.080	10.536	✓	✓
S-21519	3.000	2.250	7.965	11.853	✓	
S-8399	3.375	0.188	0.748	1.113	✓	✓
S-16731	3.375	0.250	0.995	1.481		✓
S-20820	3.375	1.875	7.467	11.112	✓	
S-6698	3.500	0.095	0.392	0.583	✓	
S-3469	3.500	0.187	0.773	1.150	✓	✓
S-2450	3.500	0.250	1.033	1.537	✓	✓
S-14971	3.500	0.375	1.549	2.304	✓	✓
S-22691	3.500	0.500	2.065	3.075	✓	
S-2314	3.500	0.625	2.582	3.842	✓	
S-22164	3.500	0.750	3.097	4.609	✓	
S-22165	3.500	1.000	4.130	6.146	✓	
S-22836	3.500	1.500	6.195	9.219	✓	
S-22166	3.500	2.000	8.260	12.292	✓	
S-22433	3.500	2.000	8.260	12.292		✓
S-20800	3.625	0.312	1.334	1.986	✓	
S-20821	3.625	1.875	8.020	11.935	✓	
S-20795	3.750	2.625	11.615	17.286	✓	
S-4274	4.000	0.125	0.590	0.878	✓	
S-2219	4.000	0.187	0.883	1.314	✓	✓
S-2215	4.000	0.250	1.180	1.756	✓	✓
S-2217	4.000	0.375	1.770	2.634	✓	✓
S-2171	4.000	0.500	2.360	3.512	✓	✓
S-21375	4.000	0.625	2.950	4.390	✓	✓
S-4653	4.000	0.750	3.540	5.268	✓	✓
S-4657	4.000	1.000	4.750	7.068	✓	✓
S-18708	4.000	1.250	5.900	8.780	✓	

Rectangular Bars Square Edges



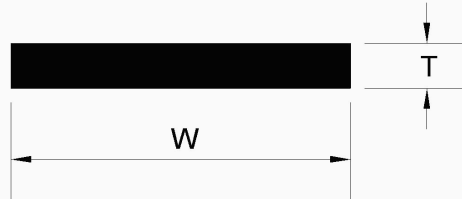
Die Number	Dim. (W)	Dim. (T)	WT. (LBS/FT)	WT. (KGS/MT)	Toronto	Ohio
S-17122	4.000	1.500	7.080	10.536	✓	
S-12195	4.000	2.000	9.440	14.050	✓	✓
S-17140	4.000	3.000	14.160	21.072	✓	
S-20302	4.250	0.188	0.942	1.402		✓
S-13591	4.250	0.500	2.507	3.731		*
S-12796	4.250	1.000	5.015	7.463	✓	
S-20804	4.250	2.250	11.284	16.792	✓	
S-11474	4.429	0.630	3.292	4.899	✓	
S-21680	4.500	0.125	0.664	0.987		✓
S-6118	4.500	0.187	0.994	1.479	✓	✓
S-22085	4.500	0.250	1.327	1.975		✓
S-12912	4.500	3.000	15.930	23.706	✓	
S-8915	4.625	0.158	0.863	1.284	✓	
S-8916	4.625	0.187	1.021	1.519	✓	
S-16645	4.700	1.000	5.546	8.253	✓	
S-2311	4.750	0.250	1.402	2.086	✓	✓
S-15823	5.000	0.125	0.737	1.097	✓	
S-3654	5.000	0.182	1.074	1.598	✓	
S-3655	5.000	0.220	1.298	1.931	✓	
S-3296	5.000	0.250	1.475	2.195	✓	✓
S-16638	5.000	0.375	2.212	3.292	✓	✓
S-4768	5.000	0.500	2.950	4.390	✓	✓
S-21683	5.000	0.625	3.687	5.487		✓
S-65	5.000	0.750	4.425	6.585		✓
S-12198	5.000	1.000	5.900	8.780	✓	✓
S-13042	5.000	2.000	11.800	17.560	✓	
S-17141	5.000	3.000	17.700	26.340	✓	
S-2504	5.040	0.750	4.460	6.636	✓	
S-21469	5.250	0.190	1.177	1.751		✓
S-2755	5.375	0.250	1.586	2.360	✓	
S-20480	5.500	0.160	1.037	1.544		✓
S-22329	5.500	0.188	1.220	1.816		✓
S-20634	5.500	0.250	1.622	2.419	✓	

Rectangular Bars Square Edges



Die Number	Dim. (W)	Dim. (T)	WT. (LBS/FT)	WT. (KGS/MT)	Toronto	Ohio
S-13218	5.500	0.375	2.434	3.621		✓
S-2757	5.875	0.250	1.733	2.579	✓	
S-2232	6.000	0.250	1.770	2.634	✓	✓
S-4650	6.000	0.375	2.655	3.951	✓	✓
S-4652	6.000	0.500	3.540	5.268	✓	✓
S-4800	6.000	0.750	5.310	7.902	✓	✓
S-4658	6.000	1.000	7.080	10.530	✓	✓
S-17121	6.000	1.250	8.850	13.170	✓	
S-13077	6.000	1.500	10.620	15.804	✓	
S-17125	6.000	2.000	14.160	21.072	✓	
S-20819	6.000	2.250	15.930	23.706	✓	
S-18276	6.000	3.000	21.240	31.608	✓	
S-2489	6.125	0.375	2.710	4.032	✓	
S-17443	6.375	1.625	12.224	18.191	✓	
S-13137	6.400	1.400	10.573	15.734		✓
S-21682	6.500	1.000	7.670	11.414		✓
S-5070	6.750	0.250	1.992	2.964	✓	✓
S-125	6.750	0.500	3.982	5.926		✓
S-66	7.000	0.750	6.195	9.219		✓
S-20812	7.000	2.250	18.585	27.657	✓	
S-22245	7.250	0.500	4.277	6.365		✓
S-18313	7.250	0.750	6.416	9.548		✓
S-22732	7.375	0.375	3.263	4.856		✓
S-9001	8.000	0.187	1.769	2.633	✓	
S-12196	8.000	0.250	2.360	3.510		✓
S-15198	8.000	0.250	2.360	3.512	✓	
S-12569	8.000	0.375	3.540	5.268	✓	✓
S-12197	8.000	0.500	4.720	7.020	✓	✓
S-9604	8.000	0.750	7.080	10.536	✓	✓
S-16129	8.000	0.875	8.260	12.292		✓
S-5830	8.000	1.000	9.439	14.046	✓	✓
S-17419	8.000	1.250	11.800	17.560	✓	
S-9350	8.000	1.625	15.340	22.828	✓	

Rectangular Bars Square Edges



Die Number	Dim. (W)	Dim. (T)	WT. (LBS/FT)	WT. (KGS/MT)	Toronto	Ohio
S-20788	8.000	1.750	16.520	24.584	✓	
S-10560	8.000	1.875	17.700	26.340	✓	
S-10914	8.000	2.000	18.880	28.096	✓	
S-17579	8.250	0.250	2.434	3.621		✓
S-20282	8.500	0.188	1.885	2.805		✓
S-21681	8.500	0.375	3.760	5.596		✓
S-10170	8.504	0.394	3.950	5.879	✓	
S-15994	8.750	0.157	1.626	2.420	✓	
S-13660	9.000	0.250	2.655	3.951		✓
S-18312	9.000	0.750	7.965	11.853		✓
S-20813	9.125	1.875	20.189	30.044	✓	
S-15448	10.000	0.250	2.950	4.390		✓
S-17932	10.000	0.375	4.425	6.585		✓
S-22104	10.000	0.750	8.850	13.170		✓
S-16095	10.000	1.000	11.800	17.560		✓
S-20811	10.000	1.500	17.700	26.340	✓	
S-8792	12.000	0.250	3.540	5.268	✓	✓
S-21458	12.000	0.300	4.248	6.321		✓
S-12570	12.000	0.375	5.310	7.902		✓
S-20799	12.000	0.625	8.850	13.170	✓	
S-20792	12.500	0.250	3.687	5.487	✓	
S-18410	13.000	1.625	24.927	37.096	✓	